

**CLIENT CONTACT INFORMATION**

Object: .....

Client: .....

E-mail: .....

Tel. No.: .....

Address: .....

**ORDER INFORMATION**

Model: .....

Glass color: .....

Location: .....

Profile color: .....

 On tray 

 Chrome  Painted (RAL) 

 On floor 

 Stainless steel  Gold 

Dimensions (mm): .....

Hinge position: .....

 Internal dim. 

 Left 

 External dim. 

 Right 

 In the centre 

 Nano cover 

Height (mm): .....

 Delivery 

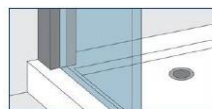

 Bringing 

 Montage 

Measurements were made by: .....

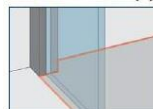
Additional information: .....

Photo:

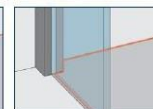

**Montāžas iespējas**

Dušas kabīnes var tikt uzstādītas uz dušas paliktna vai tieši uz grīdas.

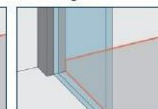
Pastāv trīs dažādas iespējas, kā novietot un uzstādīt dušas kabīni uz grīdas:



Ārējais dušas kabīnes izmērs atrodas uz flīzes malas.



Dušas kabīne novietota pa centra līniju uz flīzes malas.



Iekšējais dušas kabīnes izmērs atrodas uz flīzes malas.

**CONFIRMATION:**

Seller: .....

Client: .....

Signature: .....

Signature: .....